

Scaled data based on original data using
LM-79-08 Approved Method: Electrical and Photometric Measurements of Solid-
State Lighting Products

Test Report Prepared for
Cooper Lighting Solutions
(formerly Eaton)

Brand: McGRAW-EDISON

Report Number: P386472

Luminaire Tested: **GWC-SA2A-827-U-SL4-HSS**

Issue Date: 3/3/2020

Test Information

Test Method: LM-79-08
Report Number: P386472
TEST IS SCALED FROM IESNA LM-79-08 TEST DATA (G2-1903-205-25)
Test Lab: INNOVATION CENTER
Issue Date: 3/3/2020
Manufacturer: COOPER LIGHTING SOLUTIONS (FORMERLY EATON)
Product Line: MCGRAW-EDISON
Catalog Number: GWC-SA2A-827-U-SL4-HSS
Description: GALLEON WALL LUMINAIRE
(2) 80 CRI, 2700K, 615mA LIGHTSQUARES WITH 16 LEDS EACH AND TYPE IV SPILL
LIGHT ELIMINATOR OPTICS WITH HOUSE SIDE SHIELD
Light Source: -
Ballast/Driver: ELECTRONIC DRIVER

Summary

Lumens per Lamp: N/A
Luminaire Lumens: 5802 lumens
Efficiency: N/A
Efficacy: 87.9 lumens/watt
Luminous Opening: Rectangular (W 1' x L: 0.5' x H: 0')
IES Classification: Type IV - Short
BUG Rating: B1 - U0 - G2

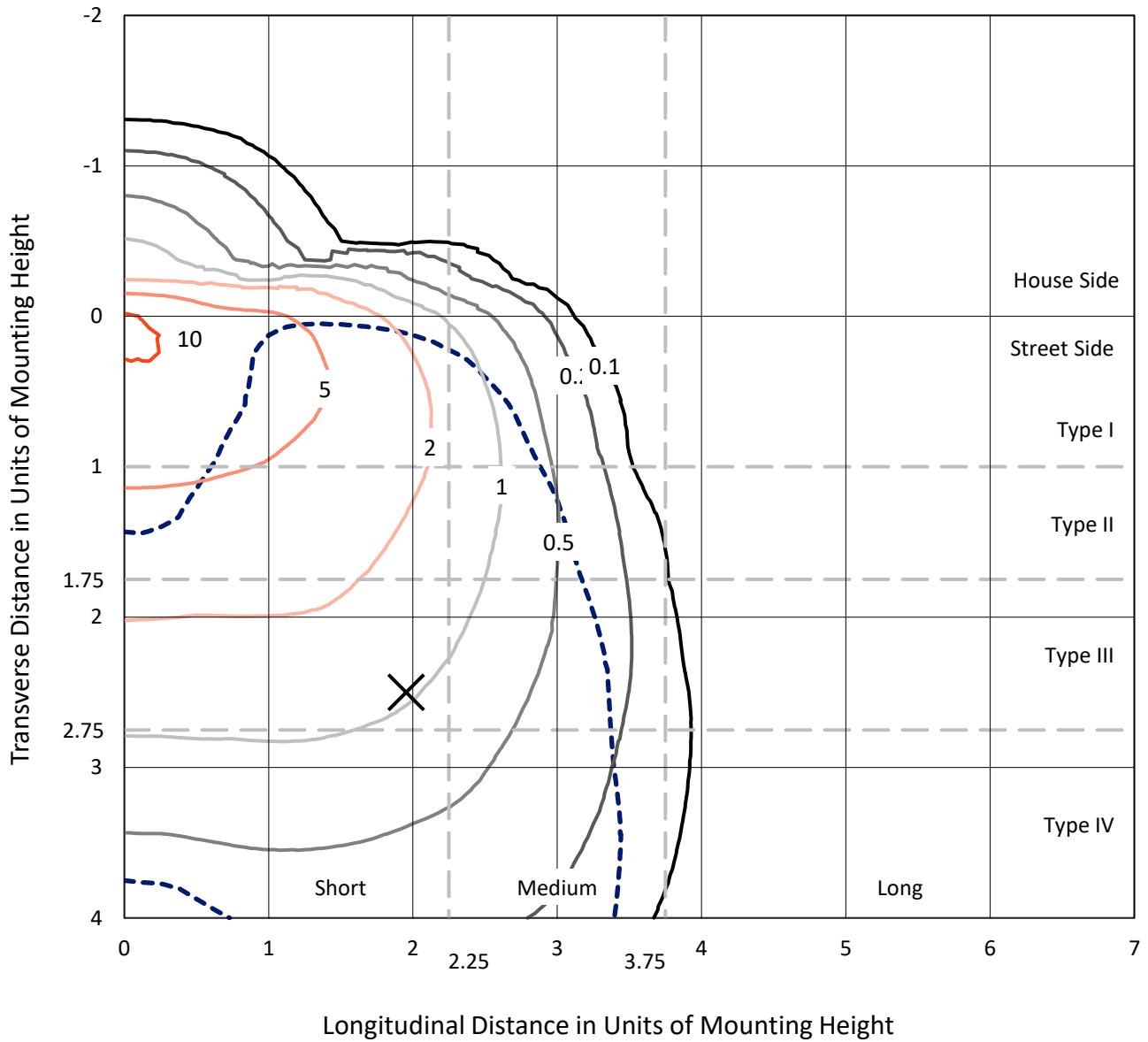
Input Watts (W): 66
Input Voltage (V): NR
Input Current (A_{in}): NR
Voltage Rise (V): NR
Power Factor: NR
Total Harmonic Distortion (THDi): NR
Frequency (hertz): 60
Stabilization Time: NR
Operation Time: NR
Ambient Temperature (°C): NR
Test Distance: 24 FT



REPORT NUMBER: P386472
 CATALOG NUMBER: GWC-SA2A-827-U-SL4-HSS

Iso-Footcandle Lines of Horizontal Illumination

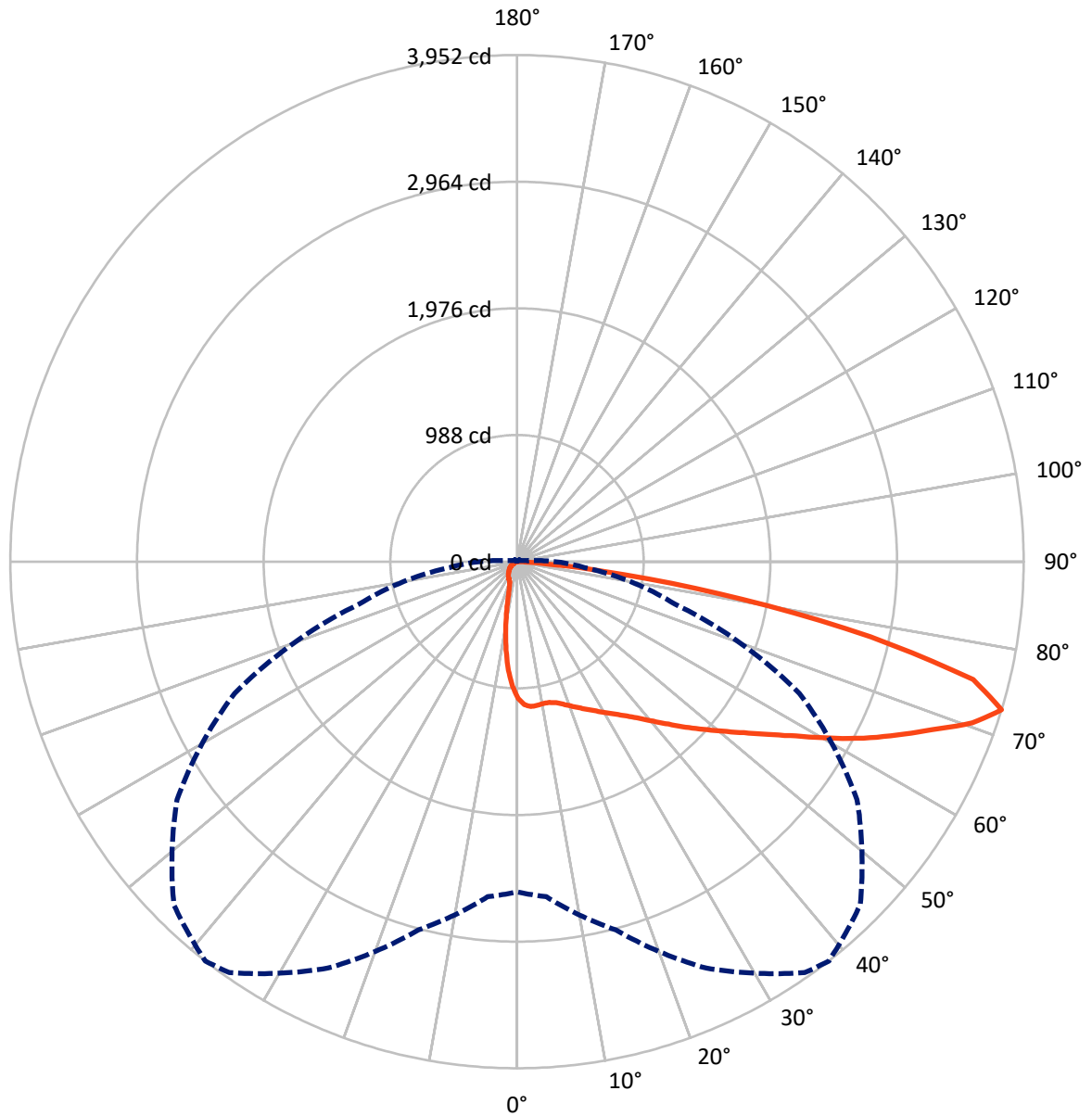
✕ Max cd
 - - - 1/2 Max cd



Based on 10 foot mounting height. Maximum calculated value = 11.3 fc
 Type IV - Short - N/A

REPORT NUMBER: P386472
CATALOG NUMBER: GWC-SA2A-827-U-SL4-HSS

Luminous Intensity Polar Plot



— Vertical Plane Through 38-Deg Lateral - - - Horizontal Cone Through 72.5-Deg Vertical



REPORT NUMBER: P386472
 CATALOG NUMBER: GWC-SA2A-827-U-SL4-HSS

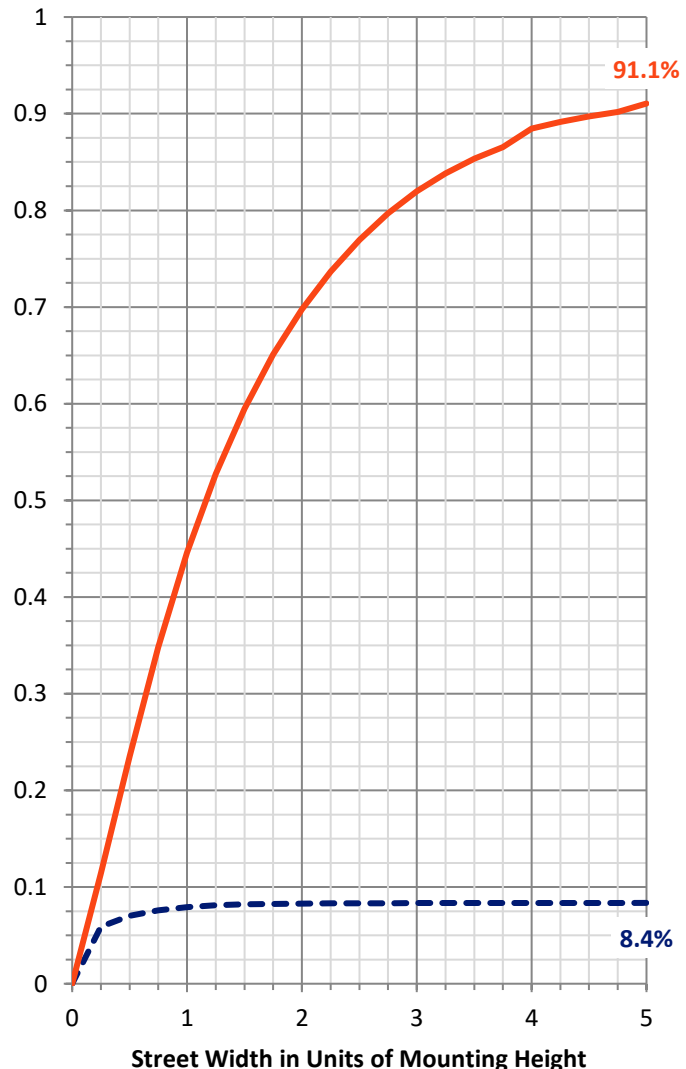
FLUX DISTRIBUTION:

		Downward	Upward	Total
House Side	Lumens	488.3	0.0	488.3
	% Fixture	8.4	0.0	8.4
Street Side	Lumens	5313.7	0.0	5313.7
	% Fixture	91.6	0.0	91.6
Total	Lumens	5802.0	0.0	5802.0
	% Fixture	100.0	0.0	100.0

Coefficient of Utilization

ZONAL LUMENS:

Zone	Lumens	% Fixture
0°-10°	90.9	1.6
10°-20°	222.3	3.8
20°-30°	353.6	6.1
30°-40°	531.6	9.2
40°-50°	811.0	14.0
50°-60°	1146.3	19.8
60°-70°	1437.8	24.8
70°-80°	1075.1	18.5
80°-90°	133.3	2.3
90°-100°	0.0	0.0
100°-110°	0.0	0.0
110°-120°	0.0	0.0
120°-130°	0.0	0.0
130°-140°	0.0	0.0
140°-150°	0.0	0.0
150°-160°	0.0	0.0
160°-170°	0.0	0.0
170°-180°	0.0	0.0
0°-90°	5802.0	100.0
0°-180°	5802.0	100.0



REPORT NUMBER: P386472

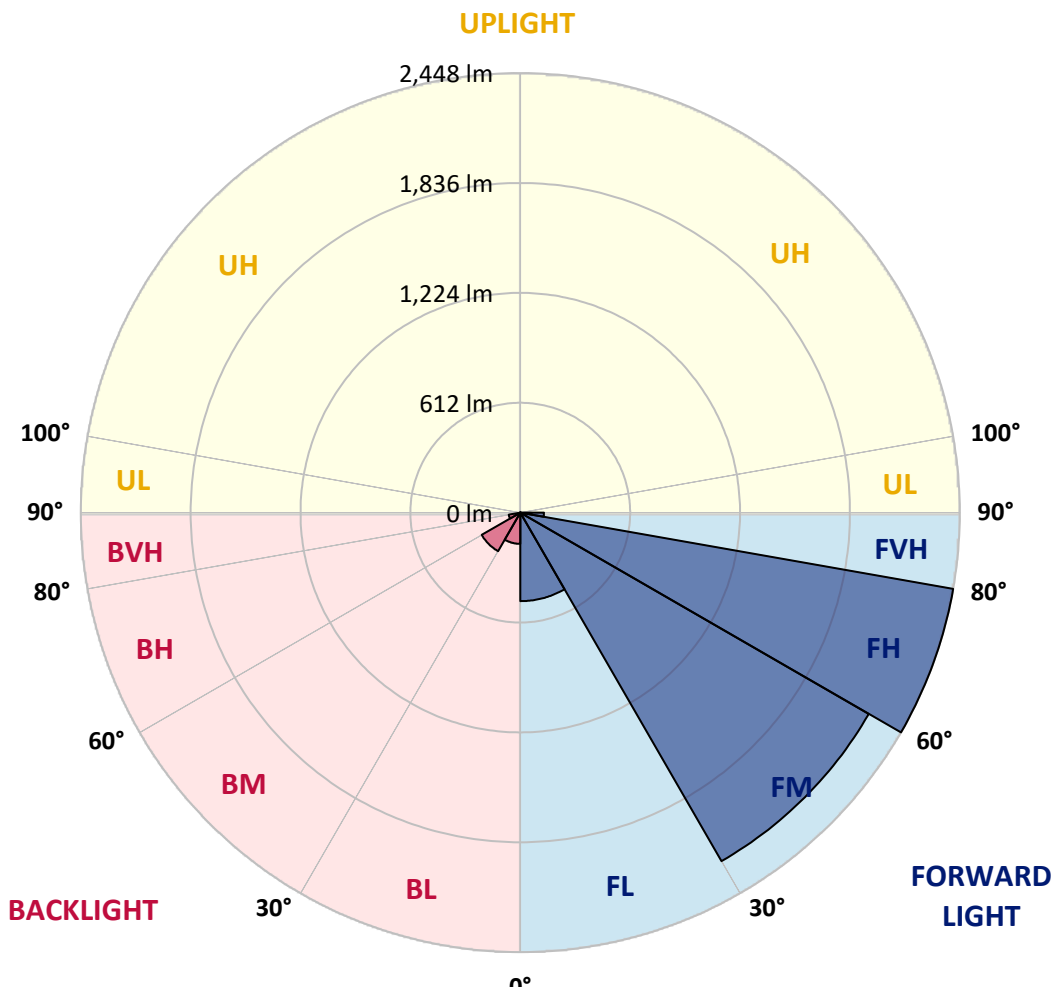
CATALOG NUMBER: GWC-SA2A-827-U-SL4-HSS

LUMINAIRE CLASSIFICATION SYSTEM LUMEN TABLE AND BUG RATING:

Zone	Lumens	% Fixture	Zone Rating/Lumen Limit		
			B	U	G
FL (0°-30°)	493.0	8.5			
FM (30°-60°)	2241.0	38.6			
FH (60°-80°)	2447.7	42.2			G2/5000
FVH (80°-90°)	132.1	2.3			G2/225
BL (0°-30°)	173.9	3.0	B1/500		
BM (30°-60°)	247.9	4.3	B1/1000		
BH (60°-80°)	65.2	1.1	B0/110		G0/110
BVH (80°-90°)	1.2	0.0			G0/10
UL (90°-100°)	0.0	0.0		U0/0	
UH (100°-180°)	0.0	0.0		U0/0	

BUG Rating: B1-U0-G2

Type IV Short





REPORT NUMBER: P386472
 CATALOG NUMBER: GWC-SA2A-827-U-SL4-HSS

CANDELA DISTRIBUTION (FULL):

	0°	5°	15°	25°	35°	38°	45°	55°	65°	75°	85°
0°	1067.0	1067.0	1067.0	1067.0	1067.0	1067.0	1067.0	1067.0	1067.0	1067.0	1067.0
2.5°	1132.5	1132.8	1130.1	1125.8	1120.2	1117.3	1112.5	1104.8	1096.6	1081.9	1066.0
5°	1155.6	1155.6	1152.3	1146.5	1137.6	1134.9	1125.8	1113.5	1096.6	1072.8	1046.0
7.5°	1153.2	1153.7	1149.1	1143.1	1134.2	1131.8	1120.7	1107.0	1086.0	1057.1	1022.9
10°	1140.7	1141.9	1138.3	1135.4	1127.2	1124.6	1114.2	1100.5	1079.5	1048.7	1009.4
12.5°	1127.9	1129.1	1130.3	1133.0	1127.9	1127.0	1118.8	1107.2	1087.2	1055.2	1010.8
15°	1119.7	1122.1	1130.8	1141.2	1142.4	1141.4	1136.1	1125.3	1105.0	1071.8	1021.2
17.5°	1119.7	1123.6	1141.7	1161.4	1168.4	1169.1	1164.6	1149.4	1125.3	1089.6	1030.8
20°	1129.1	1134.4	1162.6	1190.6	1202.1	1202.1	1193.2	1172.0	1143.8	1105.8	1037.3
22.5°	1153.2	1160.2	1195.6	1227.9	1240.2	1237.6	1225.5	1194.7	1163.1	1124.1	1045.5
25°	1200.7	1206.0	1242.9	1275.4	1282.9	1276.8	1261.7	1222.1	1187.7	1148.9	1060.5
27.5°	1261.9	1262.6	1300.7	1328.2	1323.6	1319.5	1300.5	1256.6	1223.1	1184.3	1086.2
30°	1329.1	1329.1	1362.6	1383.6	1369.6	1366.2	1347.2	1298.3	1268.4	1232.5	1122.9
32.5°	1394.2	1397.1	1424.3	1437.6	1421.9	1418.5	1400.0	1351.1	1328.7	1306.0	1180.0
35°	1457.1	1459.3	1485.0	1492.3	1477.3	1478.3	1465.0	1423.6	1415.2	1412.3	1266.0
37.5°	1518.0	1518.5	1544.8	1549.4	1541.9	1550.1	1551.3	1514.7	1530.3	1553.7	1387.2
40°	1573.7	1574.2	1600.2	1612.0	1624.8	1635.4	1644.8	1625.3	1677.1	1731.3	1531.5
42.5°	1618.3	1623.3	1656.4	1678.8	1712.5	1732.7	1758.3	1757.3	1851.8	1933.2	1706.0
45°	1657.6	1666.2	1712.3	1751.5	1809.4	1841.7	1881.7	1913.0	2048.4	2158.0	1882.6
47.5°	1709.4	1717.6	1770.1	1834.4	1911.5	1953.9	2020.2	2087.9	2264.5	2378.8	2055.1
50°	1782.4	1778.8	1830.6	1922.9	2021.9	2077.6	2172.0	2273.5	2479.0	2571.0	2156.6
52.5°	1860.2	1858.8	1897.1	2019.0	2152.0	2217.1	2341.9	2465.3	2684.0	2703.6	2203.1
55°	1956.6	1946.2	1978.5	2128.6	2306.5	2376.3	2523.3	2655.1	2847.4	2778.3	2226.5
57.5°	2057.6	2040.4	2071.3	2250.8	2480.7	2563.3	2724.3	2840.2	2956.1	2829.3	2226.2
60°	2161.9	2141.6	2178.3	2403.6	2697.1	2792.7	2942.1	2965.2	3057.5	2855.1	2209.8
62.5°	2249.1	2237.1	2291.5	2566.9	2938.7	3032.7	3106.7	3079.0	3143.1	2875.1	2171.5
65°	2341.4	2342.1	2430.1	2757.5	3195.6	3259.0	3265.2	3226.4	3214.6	2871.0	2041.9
67.5°	2466.2	2477.8	2624.5	3016.3	3445.5	3494.4	3493.9	3386.2	3266.9	2708.1	1754.4
70°	2598.3	2625.5	2848.6	3312.5	3718.2	3767.9	3742.3	3487.9	3076.1	2189.8	1241.7
72.5°	2576.1	2623.3	2973.2	3499.2	3914.1	3952.0	3786.0	3238.0	2431.3	1272.7	528.7
75°	1987.4	2042.1	2726.2	3314.2	3708.6	3674.6	3253.0	2519.7	1328.7	355.2	119.0
77.5°	1049.9	1079.0	1800.9	2524.8	2891.8	2820.7	2291.5	1397.8	405.1	88.0	53.5
80°	549.9	556.6	784.8	1432.5	1784.8	1785.3	1358.0	614.0	167.0	45.1	35.9
82.5°	294.5	300.2	414.7	661.9	935.2	847.7	520.0	337.8	97.1	25.5	34.5
85°	70.8	72.0	235.2	302.4	367.7	262.6	154.5	283.6	26.3	14.9	28.0
87.5°	27.2	27.7	87.2	130.8	93.7	60.7	72.3	105.8	3.4	5.8	4.3
90°	0.0	0.0	0.0	0.0	0.0	0.0	0.0	0.0	0.0	0.0	0.0



REPORT NUMBER: P386472

CATALOG NUMBER: GWC-SA2A-827-U-SL4-HSS

CANDELA DISTRIBUTION (continued):

	90°	95°	105°	115°	125°	135°	145°	155°	165°	175°	180°
0°	1067.0	1067.0	1067.0	1067.0	1067.0	1067.0	1067.0	1067.0	1067.0	1067.0	1067.0
2.5°	1056.4	1050.1	1034.7	1015.2	997.8	985.3	966.5	954.2	946.0	945.8	942.6
5°	1029.6	1016.8	983.6	944.1	908.2	875.9	837.8	807.7	785.3	781.7	774.0
7.5°	1000.9	980.0	928.9	867.2	807.0	745.8	674.7	630.6	592.8	574.7	572.8
10°	983.4	954.0	881.4	792.3	697.8	598.3	505.3	441.0	394.5	381.2	371.3
12.5°	979.7	940.9	844.8	721.9	587.0	455.4	352.5	284.1	247.0	235.2	232.0
15°	983.4	934.9	814.0	652.3	474.7	323.1	236.6	196.9	182.9	179.5	179.3
17.5°	985.5	927.7	779.0	574.9	365.8	230.8	181.2	169.6	167.5	167.2	167.7
20°	985.3	916.6	737.3	488.7	272.0	181.4	163.9	161.4	161.0	161.2	161.0
22.5°	983.6	903.6	691.6	399.8	205.5	162.2	156.4	154.9	154.7	154.7	154.7
25°	986.7	893.2	641.2	314.7	169.4	153.3	149.6	148.4	148.2	148.2	147.7
27.5°	998.1	887.5	586.0	242.2	153.0	145.3	142.4	142.2	141.4	141.2	141.7
30°	1016.4	887.5	525.5	188.4	143.1	137.1	134.9	134.5	134.2	134.0	134.2
32.5°	1048.7	894.2	459.5	156.6	133.7	127.9	126.5	127.2	126.5	126.5	126.5
35°	1107.0	914.4	390.4	136.6	123.9	119.0	117.6	118.6	118.1	118.1	117.8
37.5°	1192.0	952.0	320.7	124.6	115.2	110.1	108.2	109.6	109.2	109.2	108.9
40°	1295.6	1006.7	254.5	115.4	106.7	101.4	99.8	100.5	99.3	99.3	99.8
42.5°	1423.6	1076.1	196.6	106.5	98.3	93.3	92.3	91.6	89.4	88.2	88.4
45°	1565.8	1148.4	153.3	97.8	90.4	86.3	84.8	82.9	79.3	76.9	77.1
47.5°	1692.7	1204.1	124.6	89.4	83.1	80.0	77.8	74.2	68.9	66.0	66.3
50°	1759.5	1212.5	106.0	81.0	76.4	73.3	70.1	64.6	58.3	55.2	54.9
52.5°	1776.6	1173.0	92.3	73.3	69.6	66.0	61.9	54.5	47.5	44.1	43.6
55°	1782.9	1112.8	80.0	66.0	62.4	58.3	53.0	44.6	38.1	34.7	34.5
57.5°	1762.1	1022.9	70.4	59.5	55.2	50.1	43.6	35.7	29.4	26.7	26.7
60°	1716.1	901.2	62.9	52.5	47.7	41.9	35.2	27.7	21.9	19.8	19.8
62.5°	1624.3	743.6	55.9	45.3	40.7	34.7	28.4	21.0	15.4	14.2	14.5
65°	1451.1	564.1	48.9	38.8	34.7	28.7	22.2	14.9	10.4	10.4	10.8
67.5°	1183.4	391.8	41.7	33.0	29.9	23.4	16.9	10.4	7.2	8.2	9.2
70°	783.4	219.8	35.7	27.2	25.5	18.6	12.5	7.0	5.8	7.7	9.4
72.5°	295.7	85.5	29.9	21.9	22.2	14.2	8.9	5.3	5.3	8.4	11.1
75°	82.4	41.9	21.4	16.1	17.3	10.4	6.5	4.6	5.1	9.6	13.0
77.5°	48.4	30.8	14.0	9.4	11.8	7.2	4.3	3.6	4.3	8.2	12.5
80°	39.0	16.4	8.2	4.8	6.5	4.1	2.9	2.2	1.2	3.1	6.5
82.5°	39.0	9.9	3.9	3.4	3.4	2.2	1.4	1.0	0.2	0.0	1.7
85°	26.3	4.1	2.4	2.2	1.7	0.7	0.5	0.2	0.0	0.0	0.0
87.5°	4.3	1.7	1.0	0.5	0.2	0.0	0.0	0.0	0.0	0.0	0.0
90°	0.0	0.0	0.0	0.0	0.0	0.0	0.0	0.0	0.0	0.0	0.0

Signify Classified - Internal
Cooper Lighting Solutions Photometric Lab
1121 Highway 74 South
Peachtree City, GA 30269

Scaled Data Report



Report Generated By 670245982

Signify Classified - Internal
Cooper Lighting Solutions Photometric Lab
1121 Highway 74 South
Peachtree City, GA 30269

Scaled Data Report



Signify Classified - Internal
Cooper Lighting Solutions Photometric Lab
1121 Highway 74 South
Peachtree City, GA 30269

Scaled Data Report



Signify Classified - Internal
Cooper Lighting Solutions Photometric Lab
1121 Highway 74 South
Peachtree City, GA 30269

Scaled Data Report



Signify Classified - Internal
Cooper Lighting Solutions Photometric Lab
1121 Highway 74 South
Peachtree City, GA 30269

Scaled Data Report



--- HS — SS

Signify Classified - Internal
Cooper Lighting Solutions Photometric Lab
1121 Highway 74 South
Peachtree City, GA 30269

Scaled Data Report



u

Signify Classified - Internal
Cooper Lighting Solutions Photometric Lab
1121 Highway 74 South
Peachtree City, GA 30269

Scaled Data Report



Signify Classified - Internal
Cooper Lighting Solutions Photometric Lab
1121 Highway 74 South
Peachtree City, GA 30269

Scaled Data Report



(END OF REPORT)